



PRECISION CAMPUS ONLINE DATA TOOL HOW TO ACCESS YOUR DEGREE AND CERTIFICATE DATA SHEET

If needed, enlarge this document on your screen to view the images.

LOG INTO MYPORTAL

1. Enter your campuswide id (cwid)
2. Enter your password

Secure Login

MyPortal is your secure gateway to a variety of online services provided to Foothill-De Anza Community College District students and employees. Get connected and explore!

What is my campuswide ID?
I don't know my password

MyPortal has a new look! Click here to see what is new before you log in.

Make sure you read this privacy alert notice before logging in to MyPortal.

Submit Reset

What's Inside?

- Academic Records
- Account Balances
- Class Rosters
- Financial Aid Status
- Grades
- Library Resources
- Personalized Announcements
- Placement Test Results
- Registration Tools
- Student Parking Permits
- Transcripts and more!

First Time Logging In?
See the [First-time Login Guide](#) for step-by-step instructions on setting up your account.

Having problems?
Go to the [MyPortal FAQ page](#)

Guest Parking
Guest parking is available for those without a MyPortal account at both Foothill and De Anza colleges.

SELECT THE "STUDENT SUCCESS ANALYTICS" APP

1. On the left-hand navigation panel, select "Apps."

FOOTHILL-DE ANZA
Community College District

Search Go

Home

Getting Started

Apps

My Profile

Logout

Hello!
Monday, September 19, 2022

****Updates: College Opening Day and Welcome Day (De Anza College)**

De Anza will hold **College Opening Day** for faculty and staff on **Thursday, Sept. 22**. (District Opening Day is on Wednesday, Sept. 21)

- The College Opening Day program will take place in the VPAC theater.
- **NEW: If you would prefer more space, you may choose to watch the livestream in Campus Center Conference Rooms A&B.**

The collegewide Welcome Day for all students will be held **Friday, Sept. 23** in the Main Quad and other locations around campus.

****Messaging to Students (De Anza College)**


Students have been notified via MyPortal messages about the following

- **Welcome Day** is coming up on Sept. 23
- **Fall registration** is now open
- **New option for fall class scheduling** for students
- **Free online mental health care** from TimelyCare
- **True or Preferred Name** forms
- **Vaccination and booster required** for coming to campus
- **Face masks also required** indoors
- **Free PCR testing and home-testing kits** available on campus


(Updated on Sept. 16, 2022 - see all student messaging at cleanza.edu/students/messages/)

PRECISION CAMPUS ONLINE DATA TOOL HOW TO ACCESS YOUR DEGREE AND CERTIFICATE DATA SHEET

2. Scroll down to the “Staff” section, and select the “Student Success Analytics” app.



3. Tip: If you star the “Student Success Analytics” app, it will always appear in your list of favorite apps each time you log into MyPortal.

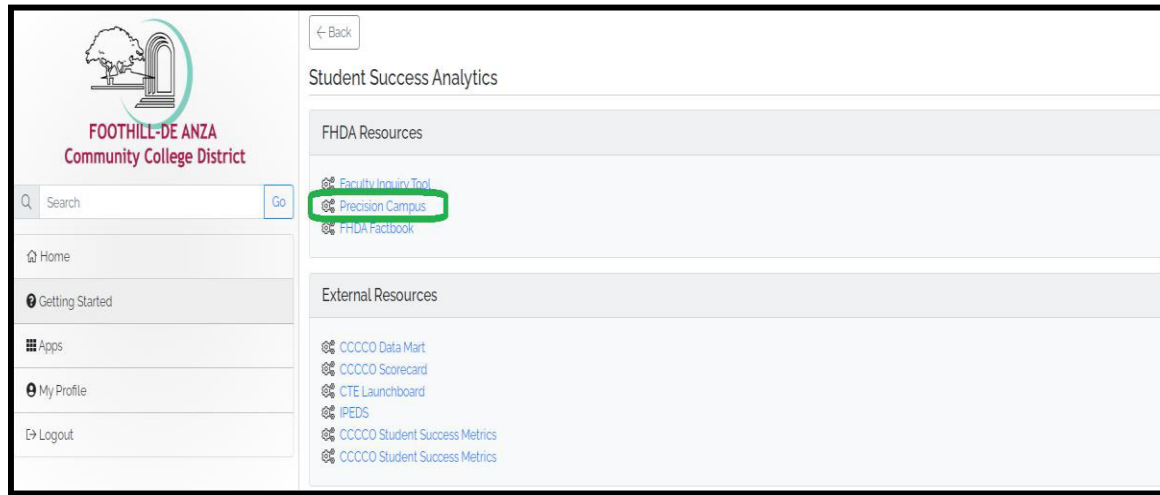




PRECISION CAMPUS ONLINE DATA TOOL HOW TO ACCESS YOUR DEGREE AND CERTIFICATE DATA SHEET

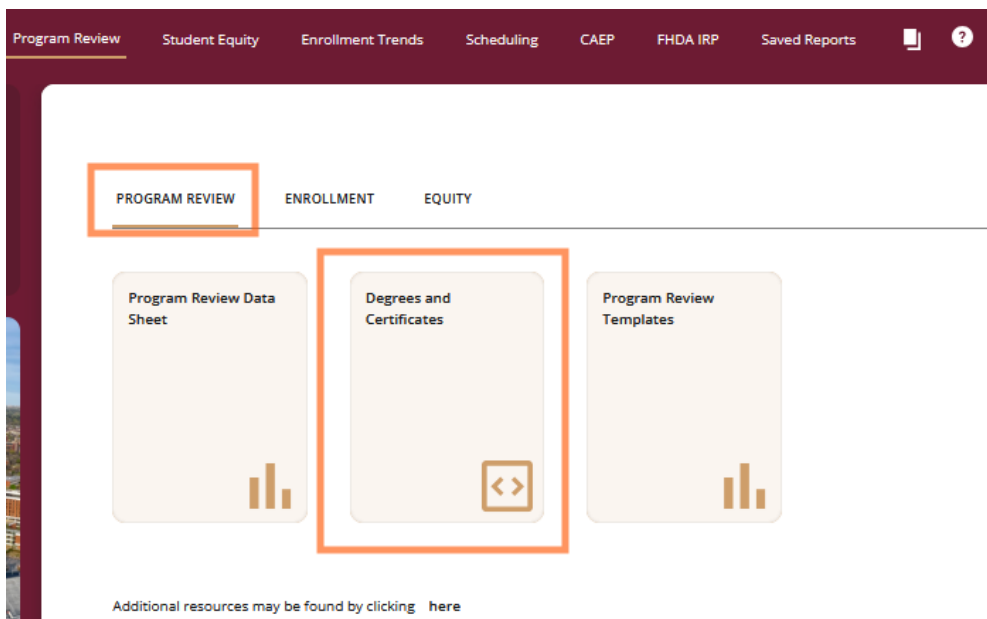
SELECT “PRECISION CAMPUS”

1. Select “Precision Campus” to access the FHDA online data tool.



ACCESSING YOUR DEGREE AND CERTIFICATE DATA SHEET

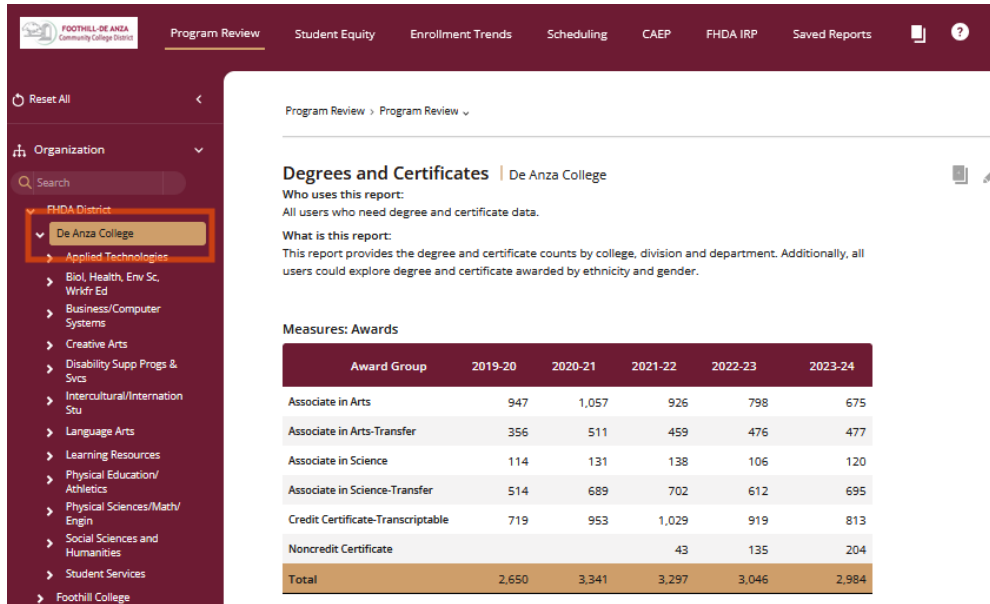
1. Select “Program Review” then select “Degrees and Certificates.”



2. On the left-hand navigation panel, click on the arrow next to the desired college name. In this example, “De Anza College” is selected.

PRECISION CAMPUS ONLINE DATA TOOL

HOW TO ACCESS YOUR DEGREE AND CERTIFICATE DATA SHEET



Program Review > Program Review

Degrees and Certificates | De Anza College

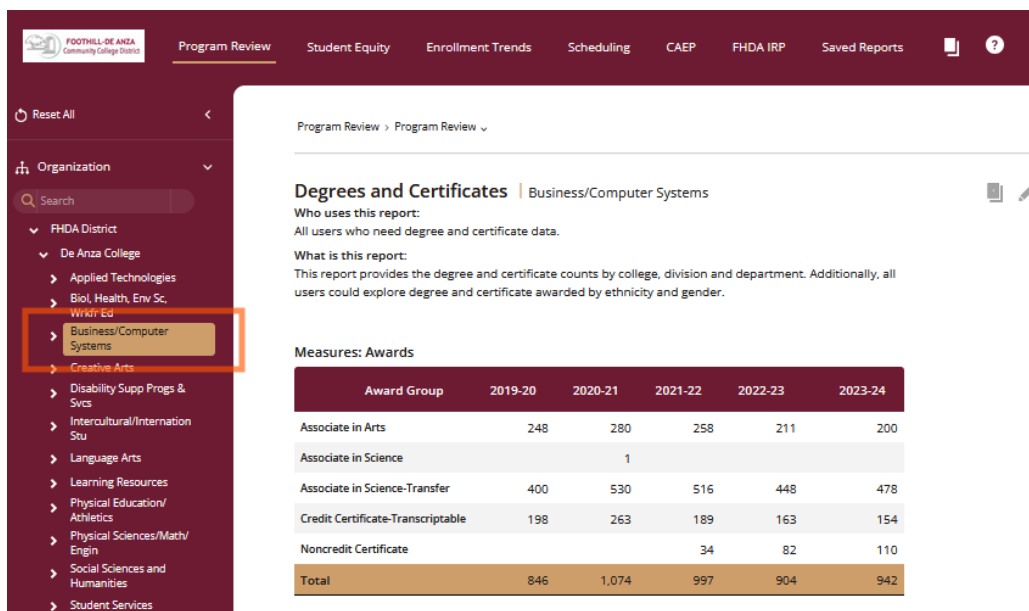
Who uses this report:
All users who need degree and certificate data.

What is this report:
This report provides the degree and certificate counts by college, division and department. Additionally, all users could explore degree and certificate awarded by ethnicity and gender.

Measures: Awards

Award Group	2019-20	2020-21	2021-22	2022-23	2023-24
Associate in Arts	947	1,057	926	798	675
Associate in Arts-Transfer	356	511	459	476	477
Associate in Science	114	131	138	106	120
Associate in Science-Transfer	514	689	702	612	695
Credit Certificate-Transcriptable	719	953	1,029	919	813
Noncredit Certificate			43	135	204
Total	2,650	3,341	3,297	3,046	2,984

- Click on the arrow next to the desired division name. In this example, De Anza College’s “Business & Computer Systems” division is selected.



Program Review > Program Review

Degrees and Certificates | Business/Computer Systems

Who uses this report:
All users who need degree and certificate data.

What is this report:
This report provides the degree and certificate counts by college, division and department. Additionally, all users could explore degree and certificate awarded by ethnicity and gender.

Measures: Awards

Award Group	2019-20	2020-21	2021-22	2022-23	2023-24
Associate in Arts	248	280	258	211	200
Associate in Science		1			
Associate in Science-Transfer	400	530	516	448	478
Credit Certificate-Transcriptable	198	263	189	163	154
Noncredit Certificate			34	82	110
Total	846	1,074	997	904	942

- Click on the desired department name. In this example, De Anza College’s “Accounting” department is selected. Degrees and certificates for each department will display and they are grouped as follows:
 - Associate in Arts (AA)
 - Associate in Arts-Transfer (AAT)



PRECISION CAMPUS ONLINE DATA TOOL

HOW TO ACCESS YOUR DEGREE AND CERTIFICATE DATA SHEET

- c. Associate in Science (AS)
- d. Associate in Science-Transfer (AST)
- e. Bachelor in Science (BS)
- f. Credit Certificate-Non-Transcriptable
- g. Credit Certificate-Transcriptable
- h. Noncredit Certificate

The screenshot shows the 'Program Review' section of the tool. The left-hand navigation panel is expanded to show 'Accounting-DA' under the 'Business/Computer Systems' category. The main content area displays the 'Degrees and Certificates' report for Accounting-DA. Below the report title, there is a table titled 'Measures: Awards' showing data for five years (2019-20 to 2023-24).

Award Group	2019-20	2020-21	2021-22	2022-23	2023-24
Associate in Arts	25	35	25	25	25
Credit Certificate-Transcriptable	35	43	30	33	28
Total	60	78	55	58	53

5. If more information about the degrees and/or certificates is desired, on the left-hand navigation panel, scroll down and click on the words “Award” and “Major,” it will then light up indicating both have been selected.

The screenshot shows the left-hand navigation panel with 'Award Group' and 'Major' selected. The 'Major' dropdown menu is expanded, showing a list of majors with checkboxes next to them. The 'Major' dropdown is highlighted in orange.

- Award Group
- ▼ Major
- ✓ 1AC1 - Appr:Air Condntng & Refrig Tec
- ✓ 1ACC - Accounting
- ✓ 1ACR - Appr:Air Condntng & Refrig Tec
- ✓ 1ACT - Acting
- ✓ 1ACZ - Accounting-CEA
- ✓ 1AFT - Adaptive Fitness Therapy

The data table will then expand and include the different majors associated with each degree and certificate category. In this example, De Anza College’s “Accounting” department has 25 Associate in Arts degrees and 28 credit certificates.

PRECISION CAMPUS ONLINE DATA TOOL

HOW TO ACCESS YOUR DEGREE AND CERTIFICATE DATA SHEET

FOOTHILL-DE ANZA
Community College District
Program Review
Student Equity
Enrollment Trends

- > Italian-FD
- > Japanese-FD
- > Korean-FD
- > Mandarin-DA
- > Native American Studies
- > Persian-DA
- > Russian-FD
- > Sign Language-DA
- > Spanish-FD
- > Vietnamese Language-DA
- > Women's Studies-DA
- > Language Arts
- > Learning Resources
- > Physical Education/Athletics
- > Physical Sciences/Math/Engin
- > Social Sciences and Humanities
- > Student Services
- > Foothill College

Choose Multiple
 Combine Reported Units

Program Review > Program Review ▾

Degrees and Certificates | Accounting-DA

Who uses this report:
All users who need degree and certificate data.

What is this report:
This report provides the degree and certificate counts by college, division and department. Additionally, all users could explore de and gender.

Measures: Awards

Award Group	Major	2019-20	2020-21	2021-22	2022-23	2023-24
Associate in Arts	2ACG - Accounting	25	35	25	25	25
Total		25	35	25	25	25
Credit Certificate-Transcriptable	2AC3 - Accounting	26	27	23	22	16
	2ACG - Accounting	9	16	7	11	12
Total		35	43	30	33	28
Total		60	78	55	58	53

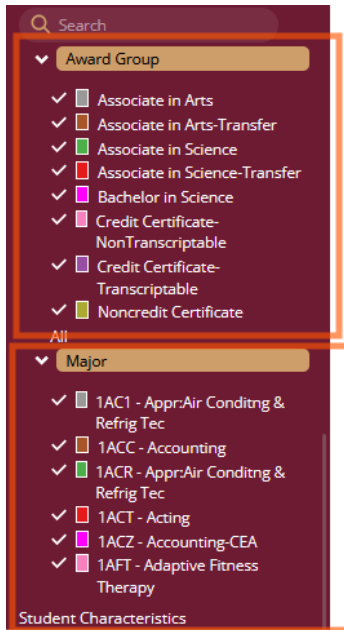
FILTERS

1. Users can select specific degree or certificate groupings as well as majors under the “Filter” section (see left-hand navigation panel). For example, to access Foothill College’s Bachelor in Science data, be sure “Foothill College” is selected and “Bachelor in Science” is checked.
2. Major codes beginning with “1” are assigned to Foothill College, whereas major codes beginning with “2” are assigned to De Anza College.



PRECISION CAMPUS ONLINE DATA TOOL

HOW TO ACCESS YOUR DEGREE AND CERTIFICATE DATA SHEET



- Degree and certificate data could be disaggregated further by ethnicity and gender. In this example, to display degree and certificate data by gender, click on the word "Gender" to add all gender categories to the report displayed. The data will change and display degree and certificate data by gender.

Physical Education/
Athletics

Physical Sciences/Math/
Engin

Social Sciences and
Humanities

Student Services

Foothill College

Choose Multiple

Combine Reported Units

Refresh Dataset

Show Special Unit Groupings

Display

Numeric Percentages

Filters

Search

Award Group

Major

Student Characteristics

Ethnicity

Gender

Female

Male

Non-Binary

Unknown gender

All

Year Range

My Student Cohorts

Degrees and Certificates | Accounting-DA

Who uses this report:
All users who need degree and certificate data.

What is this report:
This report provides the degree and certificate counts by college, division and department. Additionally, all users could explore degree and certificate awarded by ethnicity and gender.

Measures: Awards

Award Group	Major	Gender	2019-20	2020-21	2021-22	2022-23	2023-24
Associate in Arts	2ACG - Accounting	Female	18	22	14	21	13
		Male	6	13	11	4	12
		Unknown gender	1				
Total			25	35	25	25	25
Credit Certificate-Transcriptable	2AC3 - Accounting	Female	17	21	17	16	12
		Male	9	6	6	6	4
		Total	26	27	23	22	16
2ACG - Accounting		Female	8	13	4	7	9
		Male		3	3	4	3
		Unknown gender	1				
Total			9	16	7	11	12
Total			35	43	30	33	28
Total			60	78	55	58	53